



## ETHYLENE OXIDE (EO) INDICATOR TAPE For Monitoring EO Sterilization Processes

True Indicating Code: EO-TAPE and EO-TAPE-R

### Product Description

True Indicating EO Indicator Tape is crepe based, contains no lead or other toxic heavy metals and is latex free. The Tape is used for closing packages, instrument wraps, and other items requiring EO sterilization. The EO tape is utilized for identifying processed and non-processed items. The tape can adhere to paper, plastic, glass, metal, and non-woven materials.

### Physical Properties

Process	EO
Tape Dimensions	19 mm x 55 m (0.75" x 60 yards)
Packaging	EO-TAPE: 12 Rolls/case EO-TAPE-R: 1 Roll
Chemical Indicator	Initial Color: Orange Signal Color: Green

### Indications for Use

The tape can be used for all EO sterilization processes.

ISO 11140-1 Type 1 Process Indicator requirements:

- 600 mg/L at 54°C and 60% RH for 20 minutes

### Instructions for Use

Use a minimum of a three (3) inch or 8 (eight) cm section of tape to close packages/items intended for EO sterilization. Process packages/items as instructed in the sterilizer validation or manual.

Upon exposure to EO, the Indicator stripes will transition from Orange to Green. The transition color may vary depending on the load configuration, length and conditions of exposure. A color transition from Orange to a shade of Green provides indication of exposure to EO.

The chemical reaction which causes the color transition is an EO specific reaction and is irreversible.

### Disposal

Discard as general waste.







# Technical Data Sheet

Result Availability	Immediately following exposure to EO processes
---------------------	--

## Performance Characteristics

Unexposed 	Exposed to 54°C, 20 minutes, 60% RH, 600mg/L EO gas 
--	---

Colors shown are representations of printed ink initial and signal colors but may vary from actual use.








The signal color achieved from exposure to EO may vary from the example above due to differences in processing parameters (i.e. load content, cycle time, temperature, etc.).

For a Type 1 Process Indicator, a Green color change produced during exposure to EO which is different from the initial Orange color is considered acceptable.

## Compliance

ISO 11140-1:2014 Sterilization of health care products – Chemical indicators- Part 1: General requirements for Type 1 Chemical Process Indicators

## Shelf Life and Storage

	15°C to 30°C		Keep away from sunlight
	20% to 80% Relative Humidity		Keep Dry
Shelf Life	2 years from the date of manufacture.  The date of manufacture is based on the day the indicating ink is applied to the substrate. The remaining shelf life upon receipt will be shorter than 2 years		
	Do not use the product if the indicator has transitioned from Orange to Green. Keep away from sterilants. Do not use after expiration date.		

